



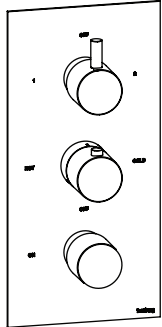
100.4501 | Three Output 3/4" Thermostatic Valve & Trim

SPECIFICATIONS:


- Turn middle knob to control temperature.
- Turn top knob to divert water flow between two top outlets.
- Turn bottom knob to control water flow of bottom outlet.
- Thermostatic Valve Flow Rate - 13.0 GPM @ 60 PSI
- Extension Available - TVH.4401E\*\*

FAST SHIP FINISHES :

- Chrome - 100.4501CP, Brushed Nickel - 100.4501BN



Trim  
[ 100.4501T\*\* ]



Valve  
[ TVH.4501 ]

Legislation Compliance

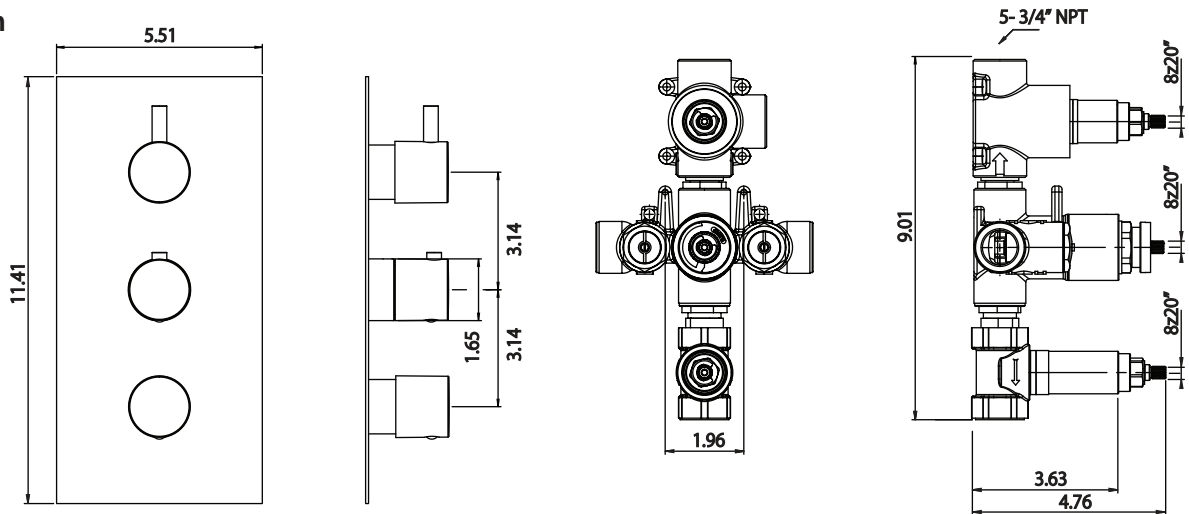


ZeroDrip Technology



**!**  
A separate volume control is **not** needed to turn water supply off. Volume control functionality is integrated within this valve.

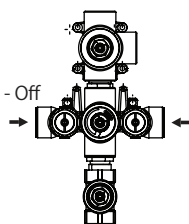
Technical Diagram



Water Diversion Diagram

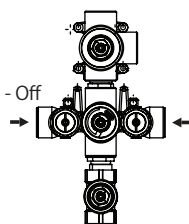
Top Diverter  
Position - Off

Bottom Volume  
Control Position - Off



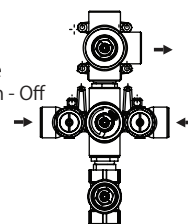
Top Diverter  
Position - 2

Bottom Volume  
Control Position - Off



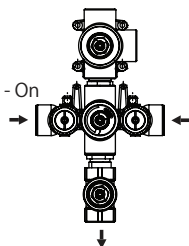
Top Diverter  
Position - 1

Bottom Volume  
Control Position - Off



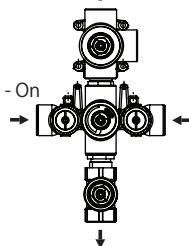
Top Diverter  
Position - Off

Bottom Volume  
Control Position - On



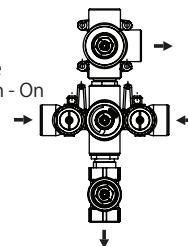
Top Diverter  
Position - 2

Bottom Volume  
Control Position - On



Top Diverter  
Position - 1

Bottom Volume  
Control Position - On



TVH.4501 | Three Output 3/4" Thermostatic Valve Page 1 of 2



**SPECIFICATIONS:**

- Turn middle knob to control temperature.
- Turn top knob to divert water flow between outlets 1 & 2.
- Turn bottom knob to control water flow of outlet 3.
- Thermostatic Valve Flow Rate - 13.0 GPM @ 60 PSI

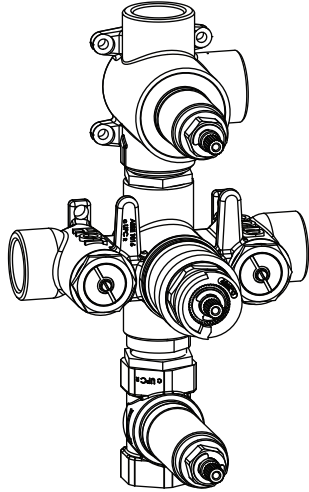
**STANDARDS:**

- ASME A112.18.1 / CSA B125.1

**WARRANTY:**

- Limited lifetime warranty to the original consumer purchaser against finish and workmanship

**!** A separate volume control is **not** needed to turn water supply off. Volume control functionality is integrated within this valve.



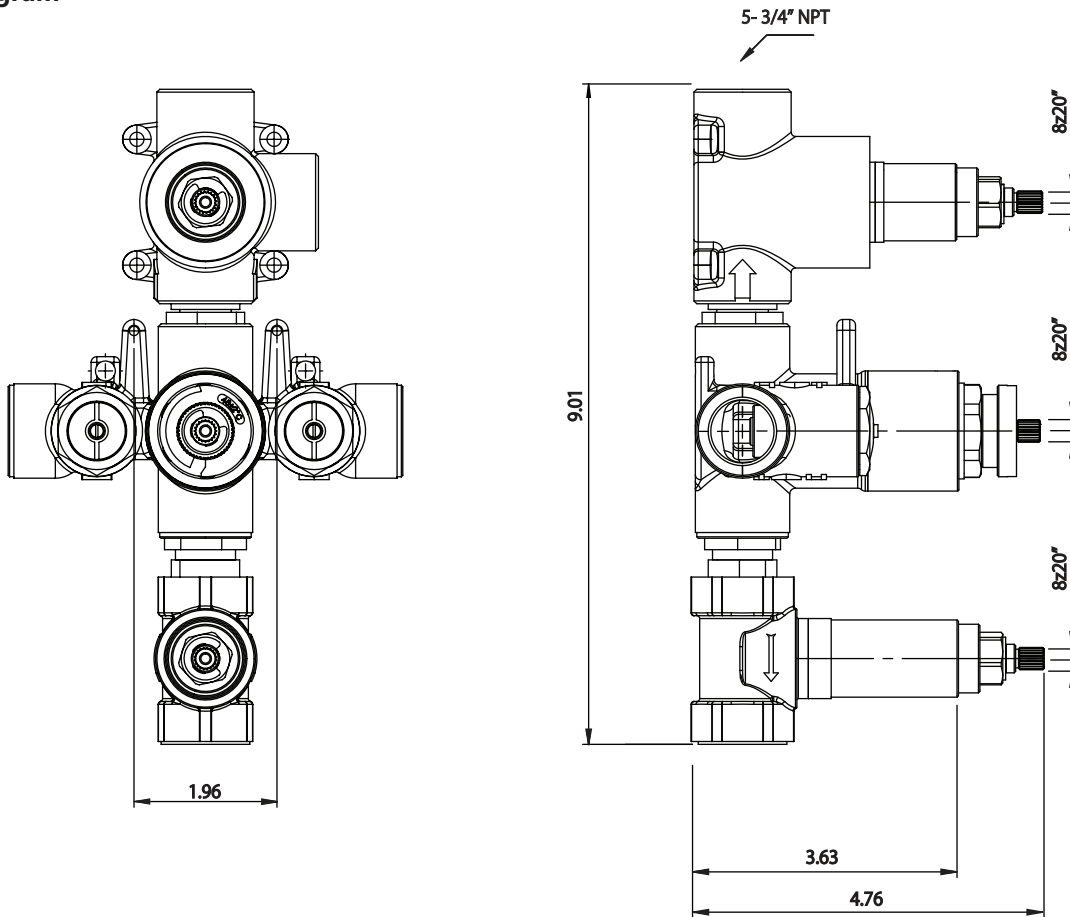
Legislation Compliance



ZeroDrip Technology



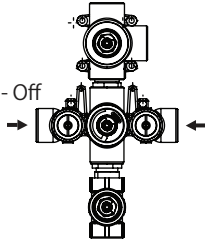
**Technical Diagram**



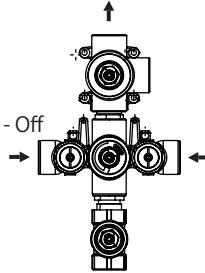
TVH.4501 | Three Output 3/4" Thermostatic Valve Page 2 of 2



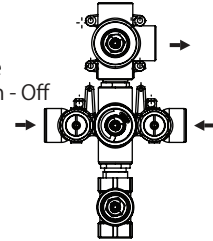
Top Diverter  
Position - Off  
Bottom Volume  
Control Position - Off



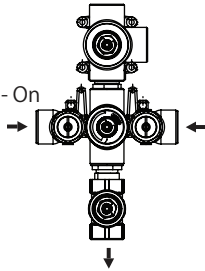
Top Diverter  
Position - 2  
Bottom Volume  
Control Position - Off



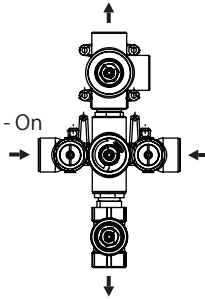
Top Diverter  
Position - 1  
Bottom Volume  
Control Position - Off



Top Diverter  
Position - Off  
Bottom Volume  
Control Position - On



Top Diverter  
Position - 2  
Bottom Volume  
Control Position - On



Top Diverter  
Position - 1  
Bottom Volume  
Control Position - On

